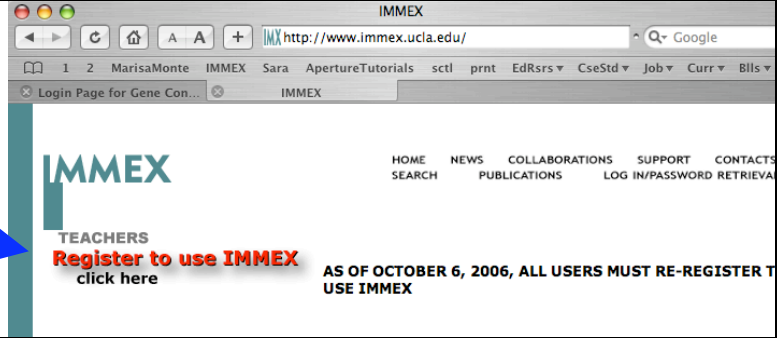
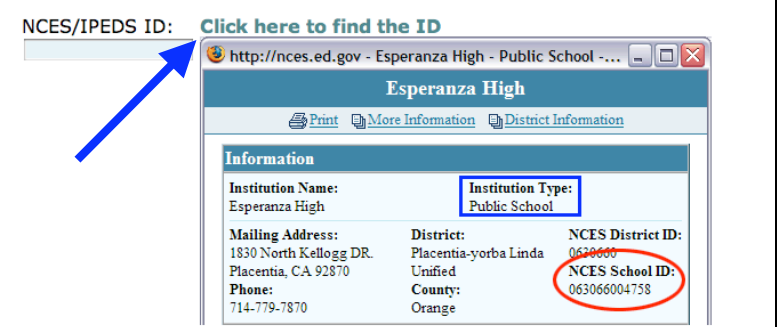
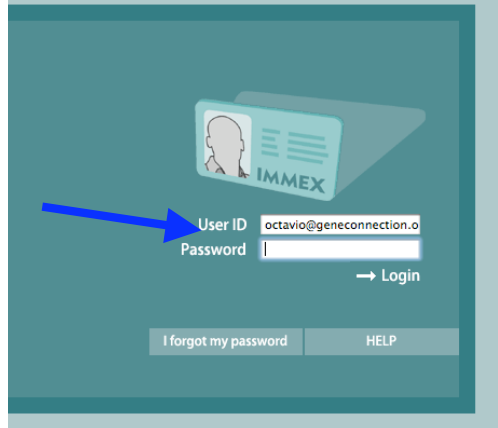
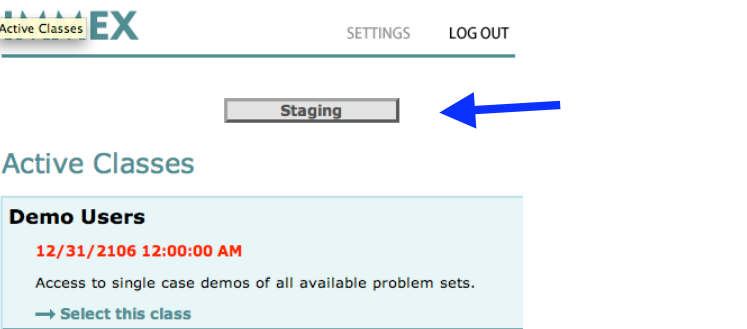
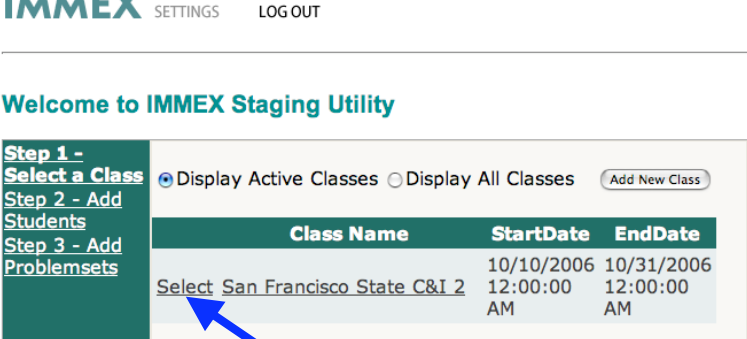
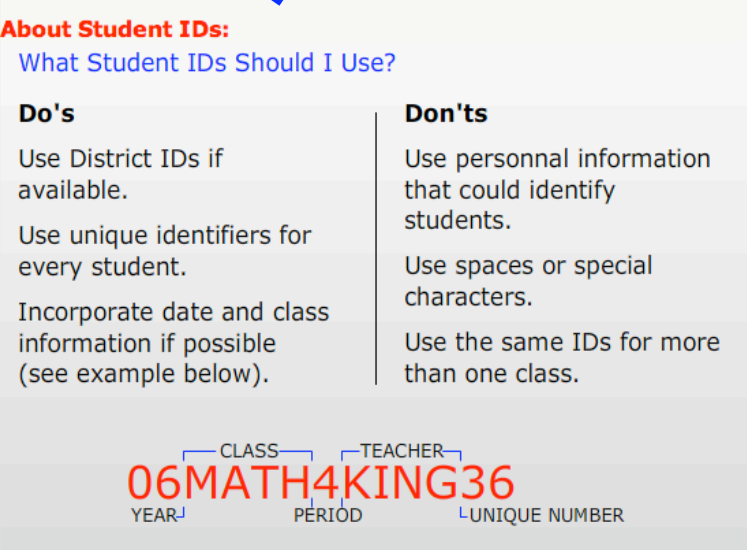


HOW TO LOG-IN TO THE NEW IMMEX

<p>1. Re-register for IMMEX: Go to www.immex.ucla.edu and click on the “Register to use Immex” link:</p>	
<p>2. Read the agreement and click on “Yes, I Agree” to proceed:</p>	<p>9. No Waiver. The failure of either party in the event of any subsequent enforcement of rights or :</p> <p>10. Privacy. IMMEX will not sell, trade</p> <p style="text-align: center;"> <input type="button" value="Yes, I Agree"/> <input type="button" value="No, I Don't Agree"/> </p>
<p>3. Complete the registration form. The NCES/IPEDS ID can be found by clicking on the link included:</p> <p>Note: You will be given your own web link. Write it down in a safe place. This is the web address that will allow you to stage your problem sets. It will also be the address your students will use to log-in.</p>	<p>1. YOUR ORGANIZATION INFORMATION</p> <p>Organization Type</p> <p> <input checked="" type="radio"/> US Public School <input type="radio"/> US Private School <input type="radio"/> US College / University <input type="radio"/> US Library <input type="radio"/> US School District <input type="radio"/> Other <small>Use this option only if you are not a public or private educational institution in the States.</small> </p> <p>NCES/IPEDS ID: Click here to find the ID</p> 
<p>4. Go to the website you were given and type in your user name and password (your email address and password as you wrote it during registration).</p>	

<p>5. The first page you will see is one that lists all classes you've staged. To stage new classes, click on the "Staging" button:</p>	
<p>6. To add a new class, click on the "Add New Class" button, complete the information requested and return to this page. To add students or to add problem sets to each class, FIRST click on the "select" link next to the class name, then click on the corresponding buttons on the left to complete the information requested.</p>	
<p>NOTE: Read the tips provided for assigning student ID's. IMMEX suggests that you use the students' school ID numbers so that students and their teachers can keep track of their progress as they move from class to class and through grade levels.</p>	

Other Notes:

- a. The new "Teacher's Aid" section is not yet available, but will soon be up with more powerful tools than before.
- b. DO NOT send students to the IMMEX website to log in. Make sure they go to your assigned web address.
- c. You no longer have to request to stage problem sets two weeks in advance. You can now stage problem sets yourself (available immediately after you stage them) and add students/problem sets any time you want!